
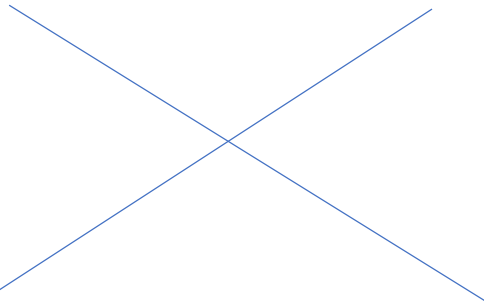

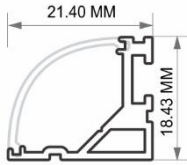


MAG-EDGE



Profile Heat Sink	Dimensions	Mounting Clips	Watt [MAX]
			19.2 W/M

Main Features

Specifications

PARAMETERS	DESCRIPTION
LED PACKAGE	2835, 3/5 SDCM, LM80 PART
CRI	80-85 Ra, 90-95 Ra
CCT/COLOR	2300~8000*, R,G,B,A,P,C,Y,F,O**
DIFFUSER	Opal, Frosted & Clear (press fit)
END CAPS	Plastic
Mounting clips	Plastic
V in	24 v dc
DIMENSIONS	21.40 mm W X 18.43 mm H
CUTTABLE LENGTH	49.50 mm
DRIVER	Non-integrated

- 120 LED Per Meter
- Choose from 4.8 to 19.2 watts
- Powered by BRIDGELUX
- Constant voltage
- Finishing: Silver Anodized
- 24 V DC

\* White: 2300 K, 2700 K, 3000 K, 3500 K, 4000 K, 5000 K, 5500 K, 6000 K, 6500 K, 8000 K.

\*\* RGBAPSYFO: - Red, Green Blue, Amber, Pink, Sky-blue, Yellow, Flame, Orange

LM -80 APPROVED

30,000 WORK HOURS

1 BIN PROCESSING

Customization parameters:

❖ STANDARD SIZES: -	500 MM	1000 MM	2000 MM	CUSTOM SIZE
❖ STANDARD WATTAGES: -	4.8W / M	7.2W/M	14.4W/M	19.2W/M

PCB specifications:

- Material: FR4 - RIGID PCB, 1.6 mm thickness
- Width: 8 mm width Cuttable 49.50 mm
- V in: 24V dc
- LED: 2835, 120 LED/m, 6 LED series



Applications



Optional with 100 mm male / female self-locking connector